


How to vote in the WSIS Prizes 2022 competition?

Voting in WSIS Prizes 2022 is simple.

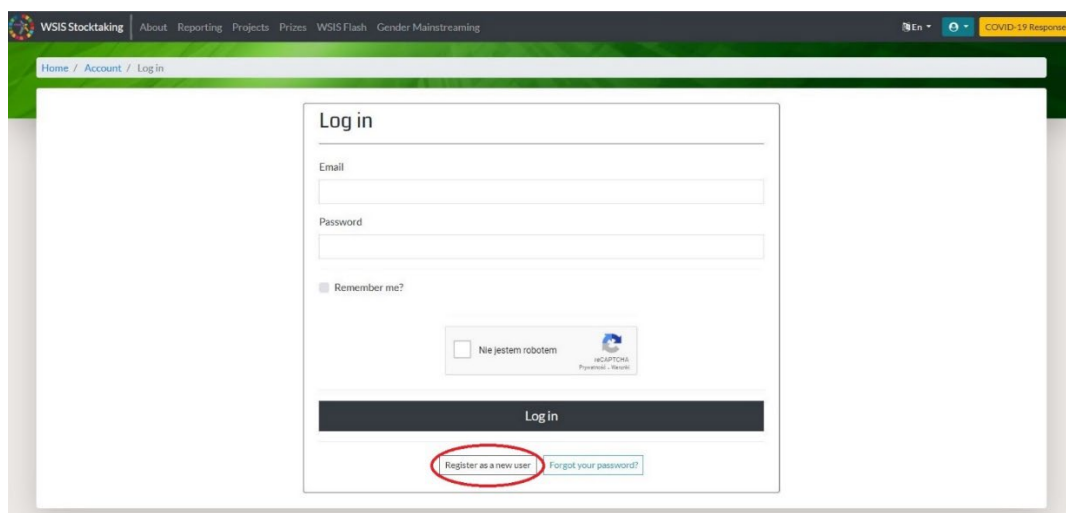
Go to the website: [WSIS Awards \(itu.int\)](https://www.itu.int)



Select the Vote option and go to registration:

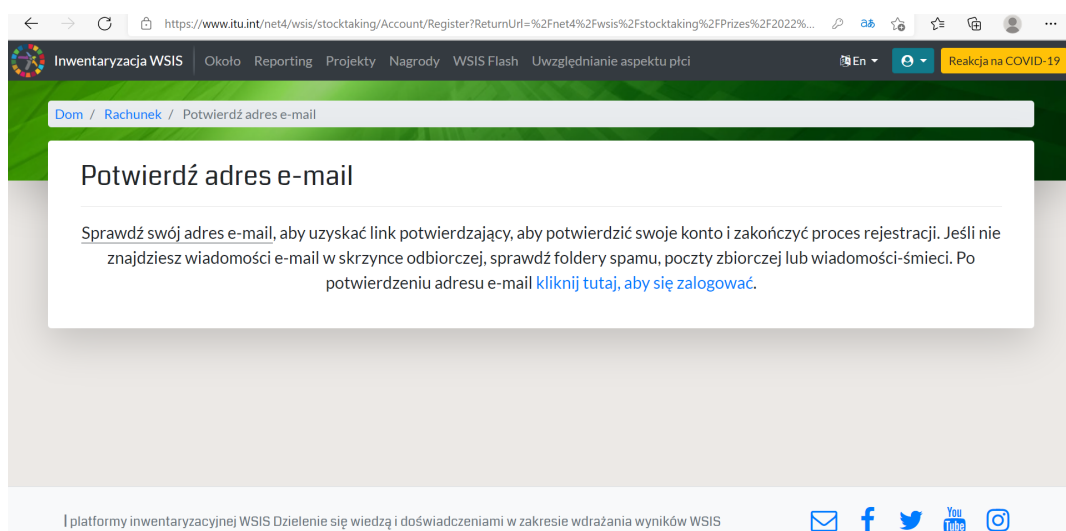
1) Registration

To be able to vote in the WSIS Prizes 2022 competition, register on the website. Select “Register as a new user” (unless you already have an account on the website).



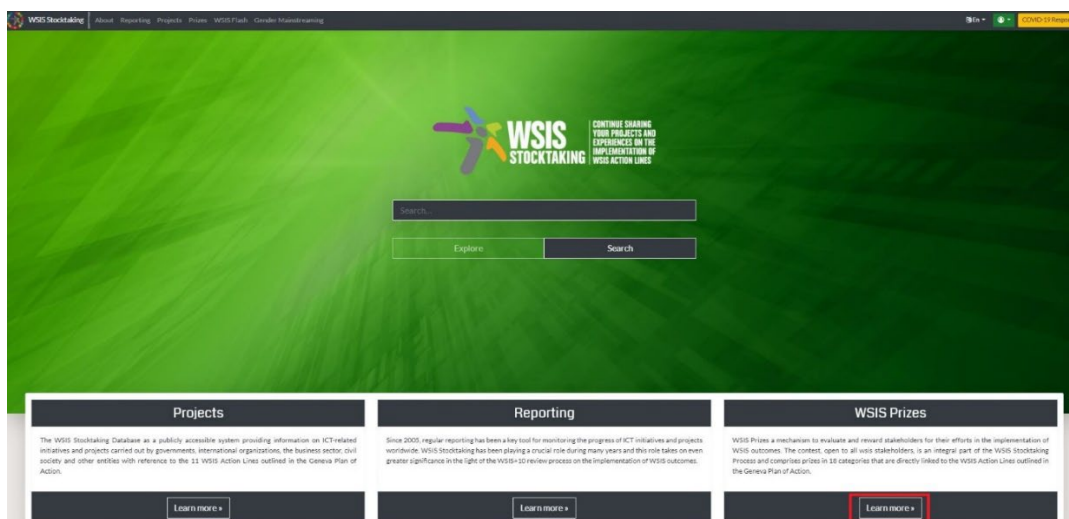
Then fill in all the indicated fields and register an account. Remember: the password for registration should contain at least one character other than a letter or a number.

After successful registration, the system will send an activation link to the address provided by you.



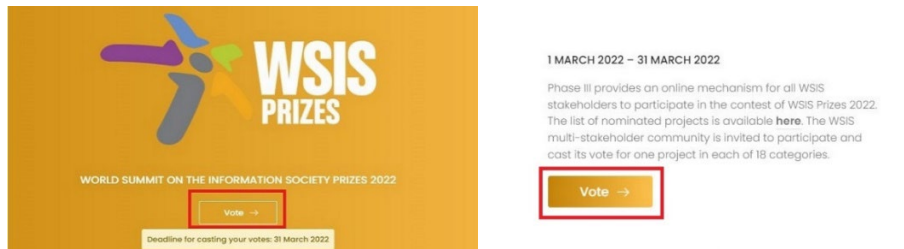
Click on the link in the confirmation email. This way you activate the account you have created. Now you can log in and start voting.

After logging in, you will be taken to the WSIS home page. To go to the voting form, click "Learn more" icon in the third tab titled WSIS Prizes.



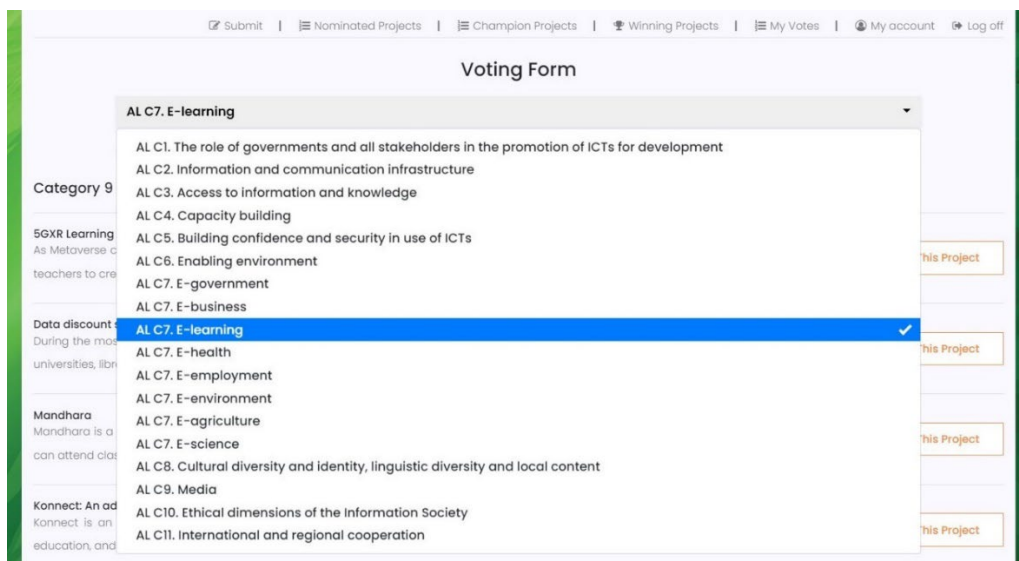
2) Voting

After going to the WSIS Prizes tab, use the buttons „Vote“:



Then select a given project from all categories (there are 18 of them – you can vote for a total of 18 projects, one in each category, or select only one category and cast one vote for the selected project).

Our project *Educational campaign “J@ online” improving digital safety skills of various social groups* you will find in Category 9 – AL C7. ICT applications: benefits in all aspects of life – E-learning (select from the drop-down menu AL. C7.E-learning)



Thank you for your vote! 😊

How to vote in the WSIS Prizes 2022 competition?